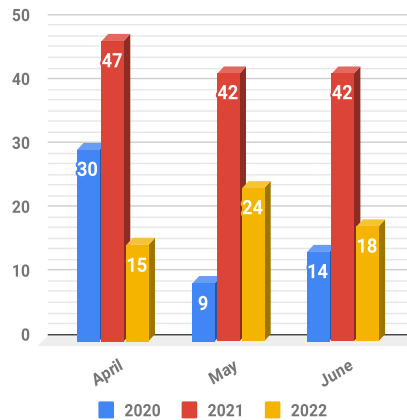




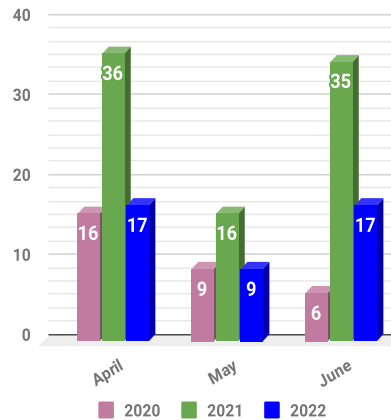
2022 Q2 MARKET REPORT

SANIBEL STATS Q2

Sanibel Single Family # of Sales



Sanibel Condo # of Sales



Residential Summary 2022 Q2

Listings Sold	57
Total Sold Volume	\$95,946,611
Average Sale Price	\$1,683,273
Median Sale Price	\$1,447,000
Average Days on Market	50
List to Sell Price Ratio	98%
New Listings	64

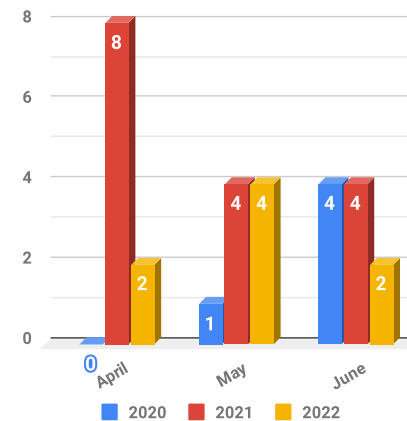
Condo Summary 2022 Q2

Listings Sold	43
Total Sold Volume	\$58,527,000
Average Sale Price	\$1,361,093
Median Sale Price	\$1,300,000
Average Days on Market	30
List to Sell Price Ratio	99%
New Listings	45

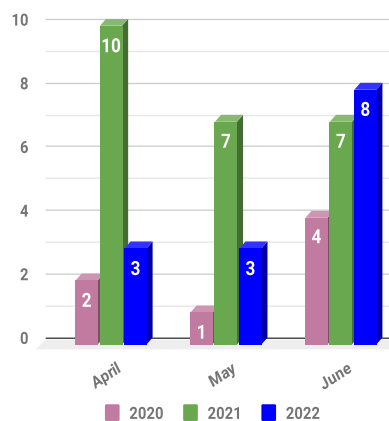


CAPTIVA STATS Q2

Captiva Single Family # of Sales



Captiva Condo # of Sales



Residential Summary 2022 Q2

Listings Sold	8
Total Sold Volume	\$68,468,000
Average Sale Price	\$8,558,500
Median Sale Price	\$8,697,500
Average Days on Market	130
List to Sell Price Ratio	97%
New Listings	11

Condo Summary 2022 Q2

Listings Sold	14
Total Sold Volume	\$21,264,000
Average Sale Price	\$1,518,857
Median Sale Price	\$1,247,500
Average Days on Market	54
List to Sell Price Ratio	100%
New Listings	9

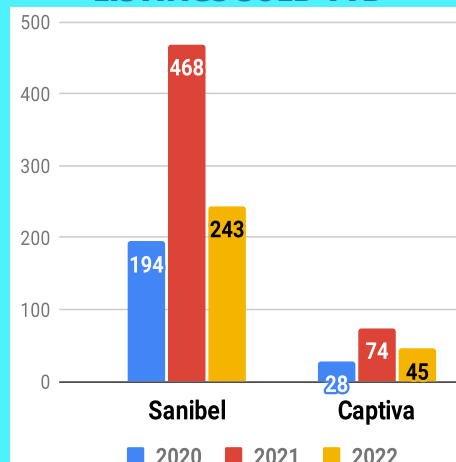


2022 YTD REPORTS

MEDIAN SALE PRICE YTD



LISTINGS SOLD YTD



NEW LISTINGS YTD

