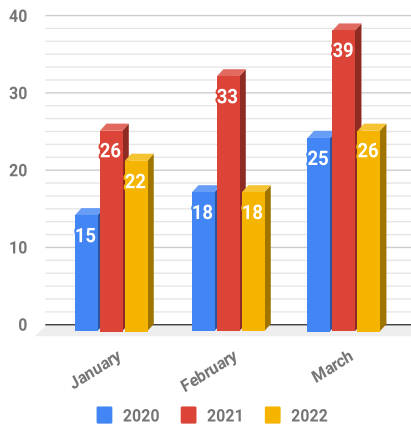




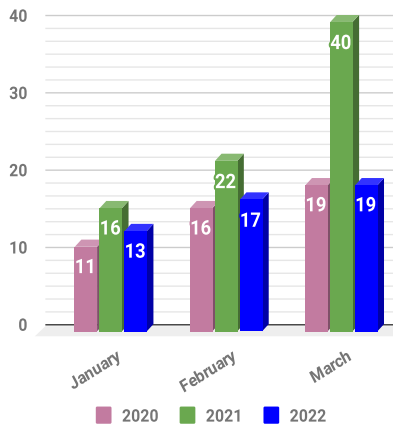
2022 Q1 MARKET REPORT

SANIBEL STATS Q1

Sanibel Single Family # of Sales



Sanibel Condo # of Sales



Residential Summary 2022 Q1

Listings Sold	66
Total Sold Volume	\$113,308,500
Average Sale Price	\$1,716,795
Median Sale Price	\$1,510,500
Average Days on Market	72
List to Sell Price Ratio	97%
New Listings	79

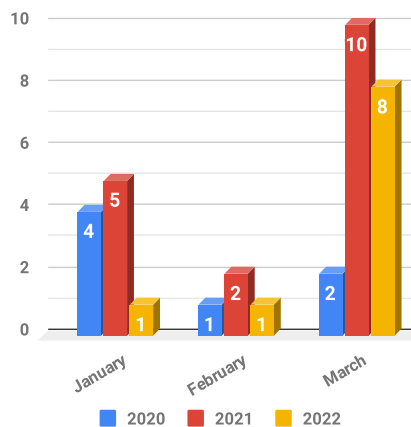
Condo Summary 2022 Q1

Listings Sold	49
Total Sold Volume	\$47,728,167
Average Sale Price	\$974,044
Median Sale Price	\$875,000
Average Days on Market	47
List to Sell Price Ratio	98%
New Listings	53

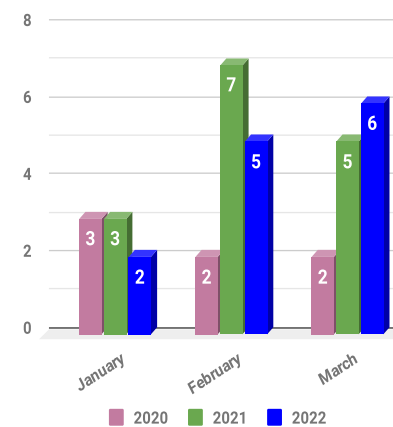


CAPTIVA STATS Q1

Captiva Single Family # of Sales



Captiva Condo # of Sales



Residential Summary 2022 Q1

Listings Sold	10
Total Sold Volume	\$36,787,500
Average Sale Price	\$3,815,300
Median Sale Price	\$3,445,000
Average Days on Market	148
List to Sell Price Ratio	96%
New Listings	9

Condo Summary 2022 Q1

Listings Sold	13
Total Sold Volume	\$18,387,526
Average Sale Price	\$1,414,425
Median Sale Price	\$1,075,000
Average Days on Market	53
List to Sell Price Ratio	99
New Listings	17

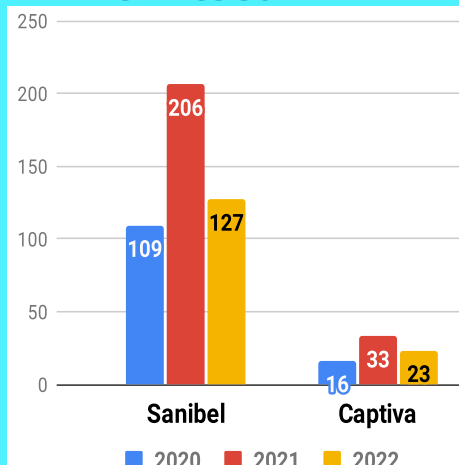


2022 YTD REPORTS

MEDIAN SALE PRICE YTD



LISTINGS SOLD YTD



NEW LISTINGS YTD

