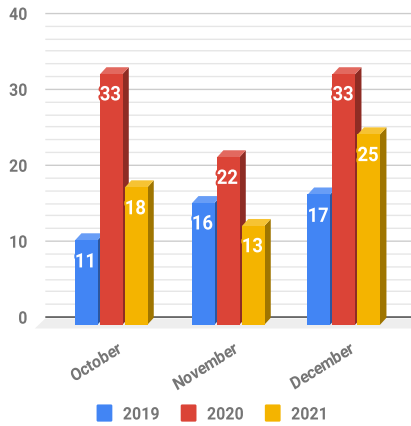




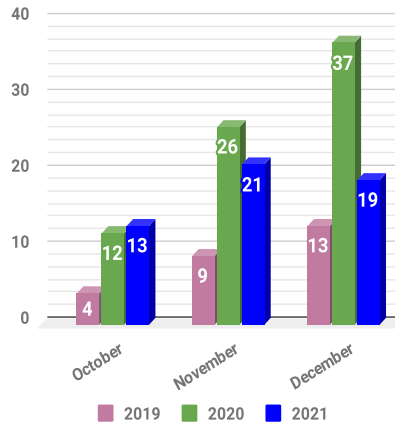
2021 Q4 & YEAR END MARKET REPORT

SANIBEL STATS Q4

Sanibel Single Family # of Sales



Sanibel Condo # of Sales



Residential Summary 2021 Q4

Listings Sold	56
Total Sold Volume	\$84,703,899
Average Sale Price	\$1,512,569
Median Sale Price	\$1,200,000
Average Days on Market	71
List to Sell Price Ratio	97%
New Listings	52

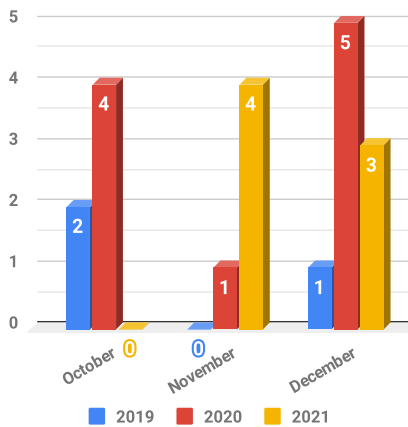
Condo Summary 2021 Q4

Listings Sold	53
Total Sold Volume	\$48,487,500
Average Sale Price	\$914,858
Median Sale Price	\$769,900
Average Days on Market	39
List to Sell Price Ratio	100%
New Listings	61

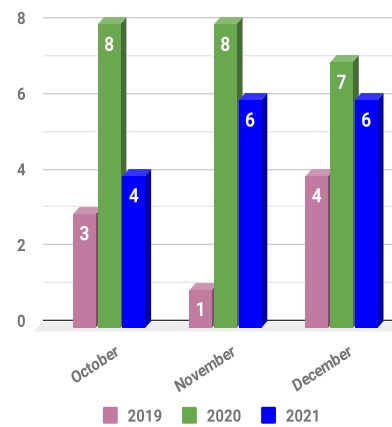


CAPTIVA STATS Q4

Captiva Single Family # of Sales



Captiva Condo # of Sales



Residential Summary 2021 Q4

Listings Sold	7
Total Sold Volume	\$28,574,500
Average Sale Price	\$4,082,071
Median Sale Price	\$2,800,300
Average Days on Market	290
List to Sell Price Ratio	95%
New Listings	8

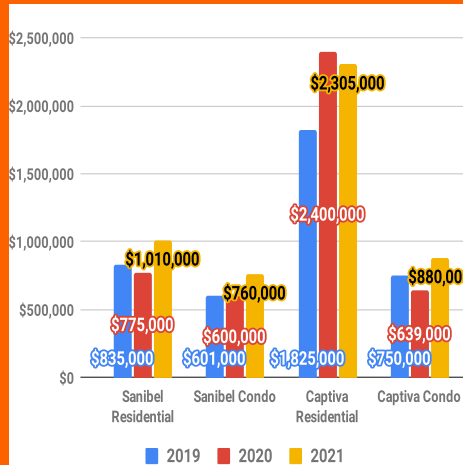
Condo Summary 2021 Q4

Listings Sold	16
Total Sold Volume	\$19,913,000
Average Sale Price	\$1,244,562
Median Sale Price	\$967,500
Average Days on Market	74
List to Sell Price Ratio	100%
New Listings	13

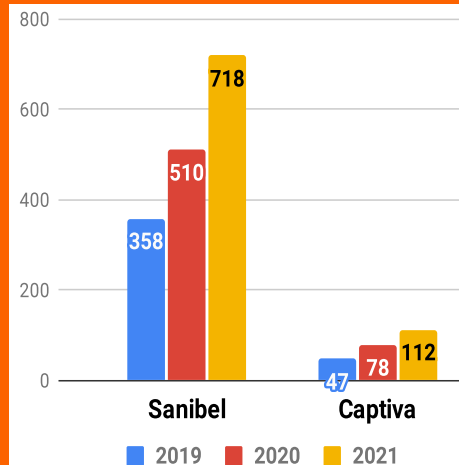


2021 YEAR END REPORTS

MEDIAN SALE PRICE YTD



LISTINGS SOLD YTD



NEW LISTINGS YTD

