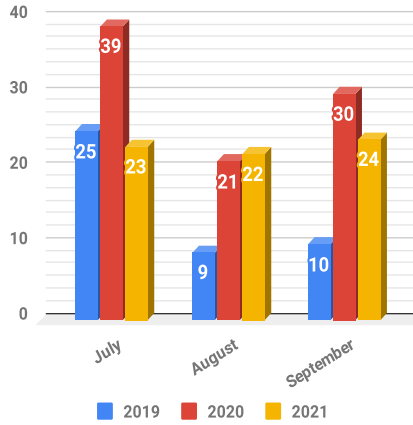




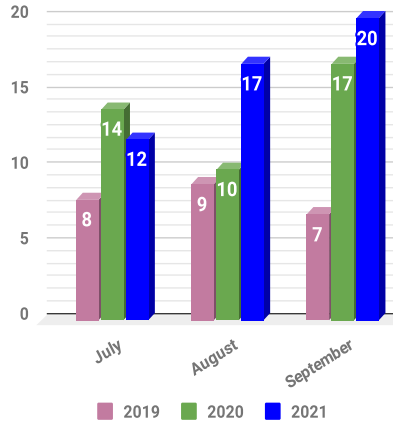
# 2021 Q3 MARKET REPORT

## SANIBEL STATS Q3

Sanibel Single Family # of Sales



Sanibel Condo # of Sales



### Residential Summary 2021 Q3

Listings Sold	69
Total Sold Volume	\$90,604,373
Average Sale Price	\$1,313,106
Median Sale Price	\$1,010,000
Average Days on Market	65
List to Sell Price Ratio	97%
New Listings	57

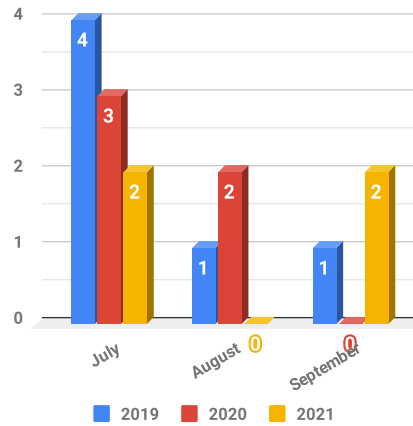
### Condo Summary 2021 Q3

Listings Sold	49
Total Sold Volume	\$43,253,899
Average Sale Price	\$882,732
Median Sale Price	\$775,000
Average Days on Market	73
List to Sell Price Ratio	98%
New Listings	55

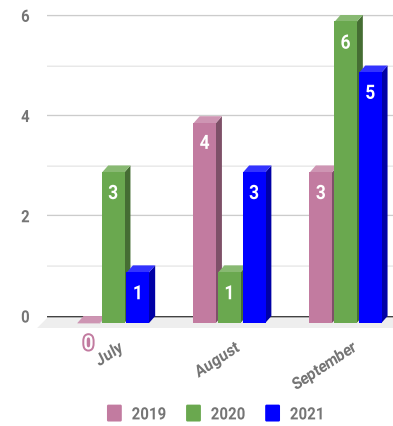


## CAPTIVA STATS Q3

Captiva Single Family # of Sales



Captiva Condo # of Sales



### Residential Summary 2021 Q3

Listings Sold	4
Total Sold Volume	\$8,830,000
Average Sale Price	\$2,207,500
Median Sale Price	\$2,092,500
Average Days on Market	128
List to Sell Price Ratio	95%
New Listings	2

### Condo Summary 2021 Q3

Listings Sold	9
Total Sold Volume	\$14,444,500
Average Sale Price	\$1,604,944
Median Sale Price	\$1,032,000
Average Days on Market	107
List to Sell Price Ratio	96%
New Listings	13

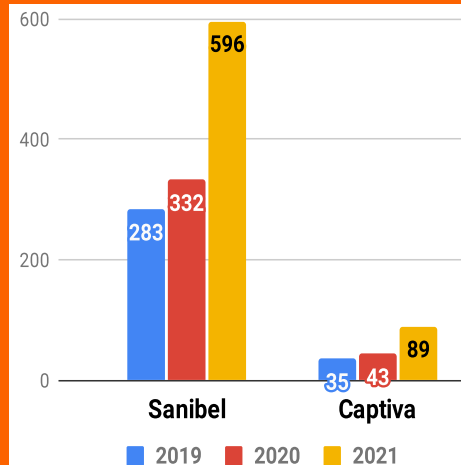


## 2021 YEAR TO DATE

### MEDIAN SALE PRICE YTD



### LISTINGS SOLD YTD



### NEW LISTINGS YTD

